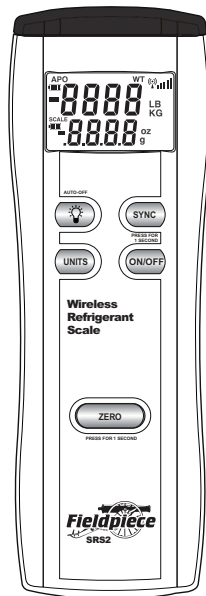
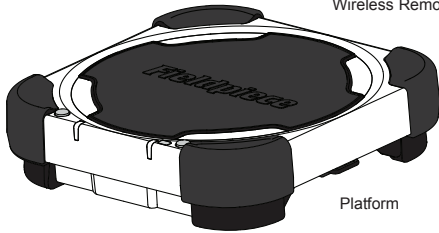


WIRELESS REFRIGERANT SCALE: SRS2C



Wireless Remote



Platform



OPERATOR'S MANUAL

Introduction

The SRS2C is a rugged wireless scale designed specifically for weighing refrigerant cylinders. The wireless remote control is securely stored inside the back of the rugged scale platform. The remote has a bright blue backlight. The remote can be hung by the magnetic hat for easy, hands-free measuring. The platform is made of solid aluminum with rubber corners to protect against the hazards of daily use.

SRS2C Quickstart

OPERATION:

1. Turn on the remote. The platform will turn on automatically if synchronized and in stand-by mode.
2. Zero (tare) the scale by holding the ZERO button on the remote for one second.
3. Press the UNITS button on the remote to select pounds or kilograms.
4. Read weight directly on the remote's display.

SYNCHRONIZATION:

If "no Sig" or "CH USED" is displayed when the remote is powered on, you need to SYNC the remote to your platform.

1. Check that the platform is powered on.
2. Hold the SYNC button on the remote until search pattern appears.
3. During the search, hold the SYNC button on the platform until green SYNC LED blinks.
4. If the sync is successful, the SYNC LED will go solid and a reading will be shown on the display.

Features

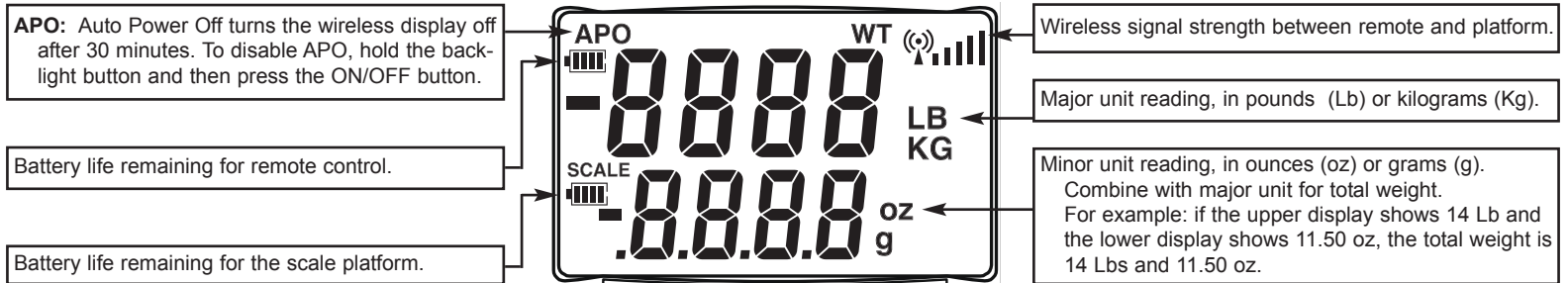
- Wireless communication between the platform and remote control.
- The remote stores in the body of the platform for convenient carrying.
- Solid aluminum platform with rubber corners means your scale is rugged enough for the field.
- Diamond plate style rubber pad keeps cylinders from sliding around the platform.
- Easy synchronization between the platform and the remote.
- Highly accurate weight sensor.
- Magnetic hat on the remote allows for convenient display location and keeps your hands free.
- Zero (tare) the scale from the remote.
- Remote control remembers the last zero point, even after powering on and off (you won't lose your calibration even if the scale turns off).
- Bright backlight allows you to read the remote display in any lighting.
- Auto-power off conserves battery life.
- Battery life for both the platform and remote control are visible at all times.
- Wireless signal strength indicator.
- The platform automatically goes into standby when the remote is turned off.
- Long battery life.

Safety

This instrument complies with the requirements of the following:

- FCC Rule Part: 15C
ID: VEARF915
- CE: EN300 220
- C-Tick
N22675

Opman SRS2C v16



Tech Tips for the Field

Respect the Environment

Always use low-loss hose fittings to minimize harmful refrigerant gases entering the atmosphere.

Hoses Affect Weight

There are two ways to handle this issue:

EASY WAY

Connect the hoses to the system before zeroing the scale. Once the system is stable, log the weight displayed before disconnecting from the system.

HARD WAY

Zero the scale without hoses connected. Then, connect hoses to the system, and add or recover refrigerant. Disconnect the hoses from the system and the tank. Now the display will show the weight of the added or recovered refrigerant.

G-value compensation

The Earth's gravitational strength varies depending on your location on the Earth's surface. This can affect the accuracy of your scale readings.

In order to get the most accurate readings possible you may want to adjust the g-value of your SRS2C.

In order to adjust the g-value of your SRS2C follow the steps below:

1. Hold the UNITS button while powering on the SRS2C display. This will take you into the g-value set up. "G-St" will display momentarily followed by your SRS2C's current g-value.
2. Press the UNITS button to scroll through 9 default g-values and a 10th custom input. To input a custom value press the UNITS button until "G-St" is shown on the display. Then use the BACKLIGHT and SYNC buttons to increase or decrease the g-value.
3. When you have selected the appropriate g-value for your area, press the ZERO button to exit.

G-Values

G-Values	
1.) Los Angeles	9.796*
2.) Taipei	9.790
3.) Mexico City	9.779
4.) Kolkata	9.788
5.) Rio De Janeiro	9.788
6.) Sydney	9.797
7.) Tokyo	9.798
8.) Brussels	9.811
9.) Chicago	9.803
10.) Custom input	9.---

* Default G-value setting.

SPECIFICATIONS

Specifications good in ambient conditions of 73°F ±9°F (23°C ±5°C), <75% relative humidity.

Overrange: "OL" mark indication.

Auto power off: 30 minutes.

Operating environment: 32°F (0°C) to 122°F (50°C) at <75% R.H.

Storage temperature: -4°F (-20°C) to 140°F (60°C), 0 to 80% R.H. with battery removed.

Accuracy:

±0.03%rdg + 0.25oz (10g) 0 to 66lbs (0 to 30kg)

±0.05%rdg + 0.25oz (10g) 66 to 252lbs (30 to 114kg)

Resolution: 0.25 oz or 10g

Temperature Coefficient: 0.1×(specified accuracy) per °F.

Wireless Range: 1 to 33 feet (0.3 to 10 meters)

Maximum load: 252 lbs (114kg)

Power: Remote: Single standard 9-volt battery, NEDA 1604, JIS 006P, IEC 6F22.

Platform: 6 x AA batteries

Battery life:

Remote: 80 hrs continuous use typical alkaline.

Platform: 100 hrs continuous use typical alkaline.

Weight (platform + remote control): 7.1lbs (3.2kg)

Maintenance

Clean the exterior with clean dry cloth. Do not use liquids.

Battery replacement: Separate battery indicators for the remote and the platform are on the display.

Replace the remote's battery with a NEDA type 1604 9V battery. The scale platform will also indicate low battery by the illumination of the LOW-BATT LED. Replace the platform batteries with 6 AA batteries.

Obtaining Service

Call Fieldpiece Instruments for warranty service or out of warranty pricing. Send check or money order for the amount quoted. Send the meter freight prepaid to Fieldpiece Instruments. Send proof of date and location of purchase for in-warranty service. The scale will be repaired or replaced, at the option of Fieldpiece, and returned via least cost transportation.

Limited Warranty

This scale is warranted against defects in material or workmanship for one year from date of purchase. Fieldpiece will replace or repair the defective unit, at its option, subject to verification of the defect.

This warranty does not apply to defects resulting from abuse, neglect, accident, unauthorized repair, alteration, or unreasonable use of the instrument.

Any implied warranties arising from the sale of a Fieldpiece product, including but not limited to implied warranties of merchantability and fitness for a particular purpose, are limited to the above. Fieldpiece shall not be liable for loss of use of the instrument or other incidental or consequential damages, expenses, or economic loss, or for any claim of such damage, expenses, or economic loss.

State laws vary. The above limitations or exclusions may not apply to you.

Fieldpiece
Designed in USA
MADE IN TAIWAN


www.fieldpiece.com

More from Fieldpiece

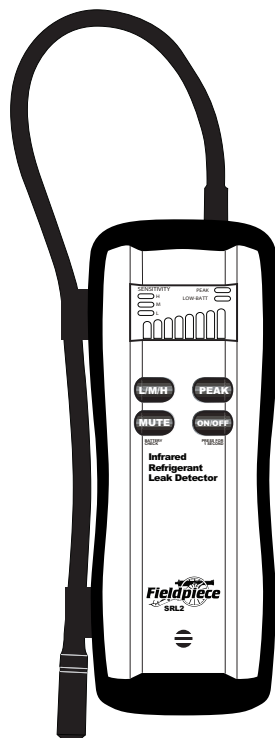
The SRS2C wireless refrigerant scale is designed for HVAC/R technicians. Here are some other standalone products from Fieldpiece Instruments.



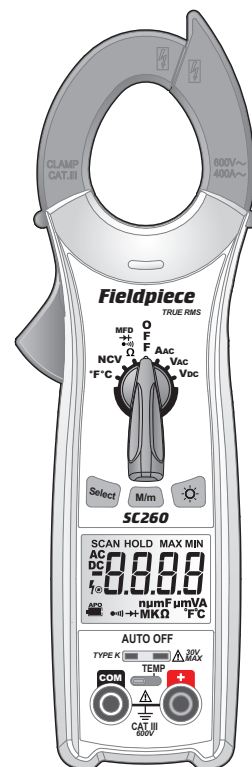
SMAN460
Wireless 4 Port Manifold
+ Micron Gauge



SVG3
Vacuum Gauge



SRL2K7
Refrigerant Leak
Detector



SC260
True RMS Compact
Clamp Meter