

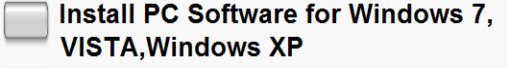


# HG Software Download & Install Instructions

---

- 1.) Click the  button under the HVAC Guide System Analyzer section on the Downloads page.
- 2.) Locate the downloaded “.zip” file on your PC.
- 3.) Unzip the file to the desired location on your PC.
- 4.) Locate the un-zipped file.
- 5.) Within the new un-zipped file locate and run the executable file  `autorun.exe`
- 6.) Click on 
- 7.) Follow installation instructions on Install window.